



Council:

Mayor Carman Kidd
 Councillor Jesse Foley
 Councillor Patricia Hewitt
 Councillor Doug Jelly
 Councillor Jeff Laferriere
 Councillor Mike McArthur
 Councillor Danny Whalen

Address:

P.O. Box 2050, 325 Farr Drive
 Haileybury, Ontario P0J 1K0

Website:

www.temiskamingshores.ca

Telephone:

705-672-3363

Discover a whole new Ontario • Découvrez un tout nouvel Ontario

How are property tax dollars distributed?

The following example is based on an **average residential property** with an assessed value of \$207,207:

| | | % of Total Bill | |
|-----------------------|-----------------|-----------------|--|
| Municipal Tax | \$ 2,538 | 68% | |
| Water & Sewer | \$ 811 | 22% | |
| Education Tax | \$ 371 | 10% | |
| TOTAL TAX BILL | \$ 3,720 | 100% | |

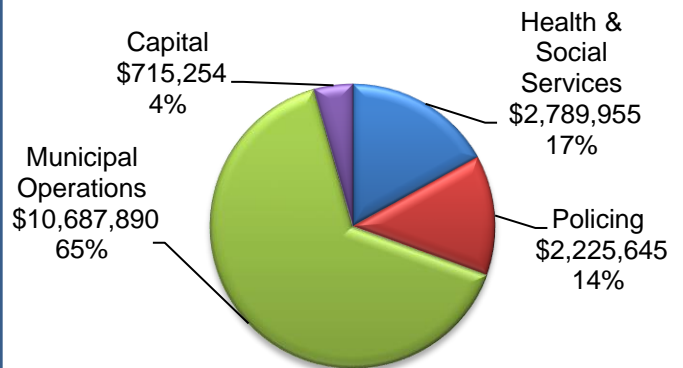
How is the Municipal portion of the taxes used?

The table below breaks down the \$2,538 by key services for the average residential property:

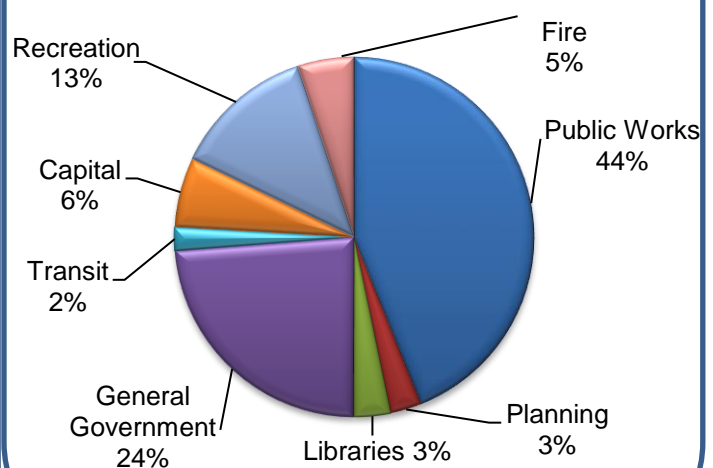
| | Municipal Tax | % of Tax Bill |
|--------------------------|-----------------|---------------|
| Health & Social Services | \$ 432 | 17.0 |
| Public Works | \$ 429 | 16.9 |
| General Government | \$ 372 | 14.6 |
| Policing | \$ 344 | 13.6 |
| Recreation | \$ 225 | 8.9 |
| Fleet | \$ 135 | 5.3 |
| Transfer to Capital | \$ 111 | 4.4 |
| Solid Waste | \$ 107 | 4.2 |
| Property Mntce | \$ 103 | 4.1 |
| Transit | \$ 89 | 3.5 |
| Libraries | \$ 57 | 2.3 |
| Fire Services | \$ 50 | 2.0 |
| Economic Dev | \$ 47 | 1.8 |
| Planning | \$ 37 | 1.5 |
| Total | \$ 2,538 | 100 |

2017 Budget Breakdown

Net Budget \$16,418,744



Municipal Operations \$11,403,144



2017 Tax Rates

| | Municipal | Education |
|-----------------------|-----------|-----------|
| Residential/Farm | 0.0122494 | 0.0017900 |
| New Multi-Residential | 0.0122494 | 0.0017900 |
| Multi-Residential | 0.0296989 | 0.0017900 |
| Commercial Occupied | 0.0241630 | 0.0114000 |
| Commercial Exc/Vac | 0.0169142 | 0.0079800 |
| Industrial Occupied | 0.0291554 | 0.0114000 |
| Industrial Exc/Vac | 0.0189510 | 0.0074100 |
| Landfill | 0.0383364 | 0.0114000 |
| Pipelines | 0.0104454 | 0.0084122 |
| Farmlands | 0.0030624 | 0.0004475 |
| Managed Forests | 0.0030624 | 0.0004475 |

For more detailed budget information please visit our website at www.temiskamingshores.ca .

Conseil:

Maire Carman Kidd
Conseiller Jesse Foley
Conseillère Patricia Hewitt
Conseiller Doug Jelly
Conseiller Jeff Laferriere
Conseiller Mike McArthur
Conseiller Danny Whalen

Adresse:

C.P. 2050, 325 Farr Drive
Haileybury, Ontario P0J 1K0

Site web:

www.temiskamingshores.ca

Téléphone:

705-672-3363

Discover a whole new Ontario • Découvrez un tout nouvel Ontario

De quelle façon les dollars fonciers sont-ils répartis?

L'exemple suivant est basé sur une **résidence unifamiliale moyenne** avec une valeur estimée de 207,207\$:

| | % du total de la facture | |
|-----------------------|---------------------------------|-------------|
| Taxes municipales | 2,538 \$ | 68% |
| Eau et Égoûts | 811 \$ | 22% |
| Taxes scolaires | 371 \$ | 10% |
| FACTURE TOTALE | 3,720 \$ | 100% |

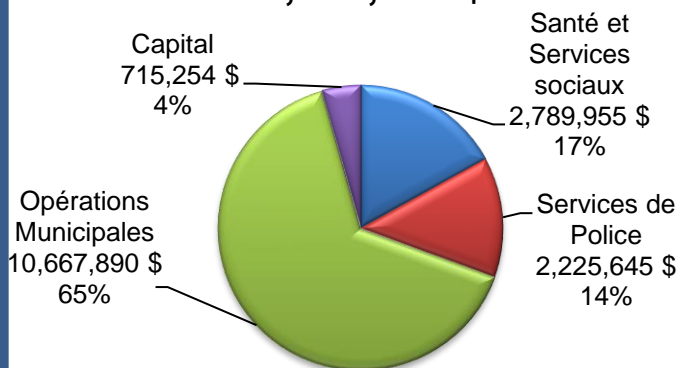
De quelle façon les taxes municipales sont-elles utilisées?

Le tableau ci-dessous fournit les détails des coûts par service pour une **résidence unifamiliale moyenne** :

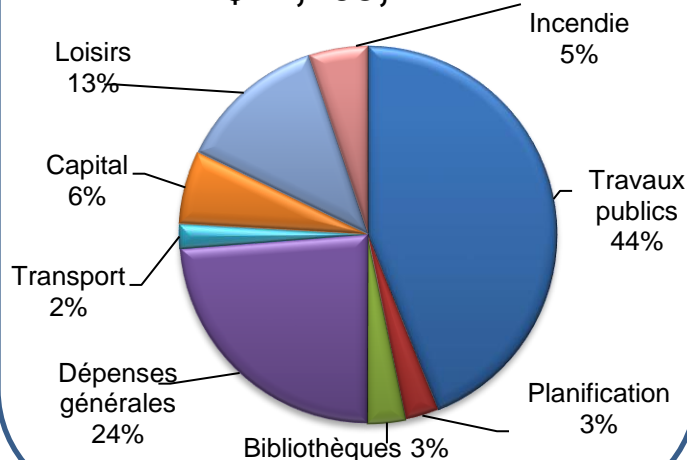
| | Taxes Municipales | % du montant de la facture |
|--------------------------------------|--------------------------|-----------------------------------|
| Santé et Services sociaux | 432 \$ | 17.0 |
| Travaux publics | 429 \$ | 16.9 |
| Dépenses générales | 372 \$ | 14.6 |
| Service de Police | 344 \$ | 13.6 |
| Services de Loisirs | 225 \$ | 8.9 |
| Véhicules | 135 \$ | 5.3 |
| Transfert de capital | 111 \$ | 4.4 |
| Collecte et enfouissement de déchets | 107 \$ | 4.2 |
| Entretien | 103 \$ | 4.1 |
| Transport | 89 \$ | 3.5 |
| Bibliothèques | 57 \$ | 2.3 |
| Service d'incendie | 50 \$ | 2.0 |
| Dév. économique | 47 \$ | 1.8 |
| Planification | 37 \$ | 1.5 |
| Total | 2,538 \$ | 100 |

Répartition du Budget 2017

**Budget Net
16,418,744 \$**



**Opérations Municipales
\$11,403,144**



Taux de taxation 2017

| | Municipal | Éducation |
|-----------------------------------|------------------|------------------|
| Résidence / Ferme | 0.0122494 | 0.0017900 |
| Résidence multi-familiale (neuve) | 0.0122494 | 0.0017900 |
| Résidence multi-familiale | 0.0296989 | 0.0017900 |
| Commercial | 0.0241630 | 0.0114000 |
| Commercial (Vac/Exc) | 0.0169142 | 0.0079800 |
| Industriel | 0.0291554 | 0.0114000 |
| Industriel (Vac/Exc) | 0.0189510 | 0.0074100 |
| Enfouissement de déchets | 0.0383364 | 0.0114000 |
| Aléoducs | 0.0104454 | 0.0084122 |
| Terres agricoles | 0.0030624 | 0.0004475 |
| Forêts aménagées | 0.0030624 | 0.0004475 |

Pour plus d'informations budgétaires, veuillez visiter notre site Web à www.temiskamingshores.ca.